

Phillips & Jordan Contract Renewal - Disaster Debris Removal & Disposal Services


From Sydney Kendrick <skendrick@pandjenv.com>
Date Mon 7/22/2024 2:29 PM
To Randy Coslow <rcoslow@CITYOFEDGEWATER.ORG>

Good afternoon,


P&J is currently your contractor for Disaster Debris Removal & Disposal Services. The term expires 10/30/24 and there is 2 available 1-year extensions. P&J appreciates the opportunity and would like to extend with a requested 2.9% CPI increase. Would the City like to extend the term to 10/30/25 with the price increase? If so, please send over the contract extension document and I will have it signed and returned.

Thank you and let me know if you have any questions.

[Consumer Price Index, South Region — June 2024 : Southeast Information Office : U.S. Bureau of Labor Statistics \(bls.gov\)](#)



U.S. BUREAU OF LABOR STATISTICS

Follow Us  | [Release Calendar](#) | [Blog](#)

HOME ▾ SUBJECTS ▾ DATA TOOLS ▾ PUBLICATIONS ▾ ECONOMIC RELEASES ▾ CLASSROOM ▾ BETA ▾

Bureau of Labor Statistics > Geographic Information > Southeast > News Release

Southeast Information Office

Southeast Home

Southeast Geography ▾

Southeast Subjects ▾

Southeast Archives ▾

Contact Southeast

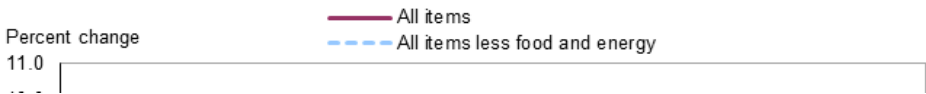
Consumer Price Index, South Region — June 2024

Area prices unchanged in June; up 2.9 percent over the past year

The Consumer Price Index for All Urban Consumers (CPI-U) for the South was unchanged in June, the U.S. Bureau of Labor Statistics reported today. A decline in the gasoline index was offset by increases in the electricity and shelter indexes. (Data in this report are not seasonally adjusted. Accordingly, month-to-month changes may reflect the impact of seasonal influences.)

The all items CPI-U for the South increased 2.9 percent for the 12 months ending in June, after increasing 3.2 percent for the 12-month period ending in May. (See [chart 1](#) and [table A](#).) The index for all items less food and energy advanced 3.1 percent over the past 12 months. The food index and the energy index also increased over the past year, up 2.2 percent and 1.4 percent, respectively. (See [table 1](#).)

Chart 1. Over-the-year percent change in CPI-U, South region, June 2021–June 2024



News Release Information
24-1397-ATL
Thursday, July 11, 2024

Contacts
Technical information:
(404) 893-4222
BLSInfoAtlanta@bls.gov
www.bls.gov/regions/southeast
Media contact:
(404) 893-4220

Related Links
[CPI Charts](#) | [Southeast CPI Card](#)

Sydney Kendrick
Business Manager

Mobile: +1 325-998-1023
www.pandjenv.com





PHILLIPS & JORDAN
ENVIRONMENTAL

The Phillips family of companies



DISCLAIMER:

The information transmitted, including attachments, is intended only for the person(s) or entity to which it is addressed and may contain confidential and/or privileged material. Any review, retransmission, dissemination, or other use of, or taking of any action in reliance upon this information by persons or entities other than the intended recipient is prohibited. If you received this in error, please contact the sender and destroy any copies of this information.



City of Edgewater, FL

Pricing - CPI 2.9%

Line Item	Description	Unit	Original Contract Unit Price	Proposed 2.9% CPI
A.000	Equipment Type With Operator (includes fuel and maintenance costs)	--		
A.001	15-24 Cubic Yard Dump Truck	HR	\$85.00	\$ 87.47
A.002	17 Cubic Yard Clam Truck	HR	\$125.00	\$ 128.63
A.003	20 Cubic Yard Clam Truck	HR	\$135.00	\$ 138.92
A.004	25-34 Cubic Yard Dump Truck	HR	\$95.00	\$ 97.76
A.005	30 Ton or Larger Crane	HR	\$360.00	\$ 370.44
A.006	35-44 Cubic Yard Dump Truck	HR	\$105.00	\$ 108.05
A.007	45-54 Cubic Yard Dump Truck	HR	\$115.00	\$ 118.34
A.008	50' Bucket Truck	HR	\$150.00	\$ 154.35
A.009	5-14 Cubic Yard Dump Truck	HR	\$80.00	\$ 82.32
A.010	55-64 Cubic Yard Dump Truck	HR	\$125.00	\$ 128.63
A.011	65-74 Cubic Yard Dump Truck	HR	\$135.00	\$ 138.92
A.012	75+ Cubic Yard Dump Truck	HR	\$145.00	\$ 149.21
A.013	Bobcat Loader	HR	\$95.00	\$ 97.76
A.014	D-6 Dozers or Equivalent	HR	\$145.00	\$ 149.21
A.015	Diamond Z or Equivalent Tub Grinder	HR	\$550.00	\$ 565.95
A.016	Equipment Transports	HR	\$125.00	\$ 128.63
A.017	John Deere 544 Loader or Equivalent	HR	\$130.00	\$ 133.77
A.018	Motor Grader	HR	\$125.00	\$ 128.63
A.019	Rubber Tire Backhoe	HR	\$120.00	\$ 123.48
A.020	Service Trucks	HR	\$90.00	\$ 92.61
A.021	Stump Grinder	HR	\$45.00	\$ 46.31
A.022	Track-Hoes-John Deere 690 or Equivalent	HR	\$175.00	\$ 180.08
A.023	Tractor with Box Blade	HR	\$75.00	\$ 77.18
A.024	Water Truck (2,000 Gallon)	HR	\$65.00	\$ 66.89
A.025	Wheel-Loader 644 or Equivalent	HR	\$145.00	\$ 149.21
B.000	Personnel and/or Equipment Type	--		
B.001	1" Diaphragm Pump	HR	\$20.00	\$ 20.58
B.002	1" Suction or Discharge Hose	HR	\$3.50	\$ 3.60
B.003	12 Ton Lowboy	HR	\$135.00	\$ 138.92
B.004	12' Work Boat with Motor	HR	\$65.00	\$ 66.89
B.005	12' Work Boat without Motor	HR	\$50.00	\$ 51.45
B.006	185 CFM Compressor	HR	\$45.00	\$ 46.31
B.007	2" Chemical Suction or Discharge Hose	HR	\$6.50	\$ 6.69
B.008	2" Diaphragm Pump	HR	\$27.50	\$ 28.30
B.009	2" Diaphragm Pump S.S.	HR	\$35.00	\$ 36.02
B.010	2" Suction or Discharge Hose	HR	\$5.00	\$ 5.15
B.011	20' Response Trailer	HR	\$24.00	\$ 24.70
B.012	3" Chemical Suction or Discharge Hose	HR	\$8.00	\$ 8.23
B.013	3" Diaphragm Pump	HR	\$40.00	\$ 41.16
B.014	3" Suction or Discharge Hose	HR	\$7.00	\$ 7.20
B.015	3"X12' Absorbent Boom – Universal	HR	\$10.00	\$ 10.29
B.016	30 Gallon Over-pack	EACH	\$275.00	\$ 282.98
B.017	36' Response Trailer	HR	\$45.00	\$ 46.31
B.018	4 mil 20X100 Polyethylene	ROLL	\$45.00	\$ 46.31
B.019	4000-5000 Watt Generator	HR	\$350.00	\$ 360.15
B.020	5"X10' Absorbent Boom- Petroleum	BALE	\$41.00	\$ 42.19
B.021	50 Ton Lowboy	HR	\$150.00	\$ 154.35

Line Item	Description	Unit	Original Contract Unit Price	Proposed 2.9% CPI
B.022	55 – Gallon Drum Liners, 10 mil	EACH	\$7.50	\$ 7.72
B.023	55 – Gallon Drums	EACH	\$95.00	\$ 97.76
B.024	6 mil 20X100 Polyethylene	ROLL	\$75.00	\$ 77.18
B.025	6 mil Bags	ROLL	\$40.00	\$ 41.16
B.026	8"X1 0' Absorbent Boom – Petroleum	BALE	\$61.00	\$ 62.77
B.027	95 Gallon Poly Over-pack	EACH	\$765.00	\$ 787.19
B.028	Absorbent Pads Bundle – Petroleum	BUNDLE	\$55.00	\$ 56.60
B.029	Absorbent Pads Bundle – Universal	BUNDLE	\$55.00	\$ 56.60
B.030	Acid Suit	EACH	\$55.00	\$ 56.60
B.031	Administrative Assistant	HR	\$45.00	\$ 46.31
B.032	Air Blower	HR	\$20.00	\$ 20.58
B.033	Air Filtration Panel	HR	\$10.00	\$ 10.29
B.034	Air-hose Section	HR	\$6.50	\$ 6.69
B.035	Airless Spray	HR	\$10.00	\$ 10.29
B.036	Airline Respirator (includes 150' of Airline)	HR	\$250.00	\$ 257.25
B.037	Asbestos Abatement Supervisor	HR	\$105.00	\$ 108.05
B.038	Asbestos Abatement Worker	HR	\$65.00	\$ 66.89
B.039	Asbestos Inspector	HR	\$120.00	\$ 123.48
B.040	Backhoe	HR	\$125.00	\$ 128.63
B.041	Backhoe Extend-a-hoe	HR	\$145.00	\$ 149.21
B.042	Barrel Cart	HR	\$5.00	\$ 5.15
B.043	Boot Covers	PAIR	\$6.00	\$ 6.17
B.044	Box Truck	HR	\$22.00	\$ 22.64
B.045	Bulldozer D4or Equivalent	HR	\$125.00	\$ 128.63
B.046	Cascade Air System Per Employee	HR	\$95.00	\$ 97.76
B.047	Caution/Hazard Tape	ROLL	\$15.00	\$ 15.44
B.048	Chemist	HR	\$125.00	\$ 128.63
B.049	Circular Saw	HR	\$2.00	\$ 2.06
B.050	Clerical	HR	\$45.00	\$ 46.31
B.051	Climber with Gear	HR	\$64.00	\$ 65.86
B.052	Combustible Gas Indicator	HR	\$16.00	\$ 16.46
B.053	Cotton or Latex Gloves	PAIR	\$1.75	\$ 1.80
B.054	Cutting Torch	HR	\$30.00	\$ 30.87
B.055	Detector Tubes	EACH	\$14.50	\$ 14.92
B.056	DOT Hazardous Waste Labels	BOX	\$25.00	\$ 25.73
B.057	Drill with Bits	HR	\$2.50	\$ 2.57
B.058	Duct Tape	ROLL	\$5.00	\$ 5.15
B.059	Dump Truck	HR	\$90.00	\$ 92.61
B.060	Electrical Cord Section (50')	HR	\$.50	\$ 0.51
B.061	Equipment Operator	HR	\$65.00	\$ 66.89
B.062	Extension Ladders	HR	\$6.00	\$ 6.17
B.063	Fiber Drums	EACH	\$70.00	\$ 72.03
B.064	Field Hazardous Material Manager	HR	\$85.00	\$ 87.47
B.065	Field Hazardous Material Technician	HR	\$69.00	\$ 71.00
B.066	Field Project Foreman	HR	\$79.00	\$ 81.29
B.067	Field Project Supervisor	HR	\$89.00	\$ 91.58
B.068	Fire Extinguisher	EACH	\$42.00	\$ 43.22
B.069	First Aid Station	HR	\$15.00	\$ 15.44
B.070	Flatbed Trailer	HR	\$20.00	\$ 20.58
B.071	Foreman with Truck	HR	\$89.00	\$ 91.58
B.072	Grounding Cable and Rod	HR	\$10.00	\$ 10.29
B.073	Hand Auger, Stainless Steel	HR	\$22.00	\$ 22.64
B.074	Hand Operated Transfer Pump	HR	\$12.50	\$ 12.86
B.075	Hand Tools Per Employee (Shovels, brooms, etc.)	HR	\$12.00	\$ 12.35
B.076	Handheld Radios	HR	\$10.00	\$ 10.29
B.077	Hazardous Material Containment Area Foreman	HR	\$74.00	\$ 76.15

Line Item	Description	Unit	Original Contract Unit Price	Proposed 2.9% CPI
B.078	Hazardous Material Containment Area Manager	HR	\$89.00	\$ 91.58
B.079	Hazardous Material Containment Area Supervisor	HR	\$79.00	\$ 81.29
B.080	Hazardous Material Containment Area Technician	HR	\$69.00	\$ 71.00
B.081	Hazcat Kit	EACH	\$4,910.00	\$ 5,052.39
B.082	Health and Safety Specialist	HR	\$89.00	\$ 91.58
B.083	Hearing Protection	EACH	\$2.50	\$ 2.57
B.084	HEPA Vac	HR	\$25.00	\$ 25.73
B.085	High Hazard Personnel Decontamination	KIT	\$400.00	\$ 411.60
B.086	Inspector with Vehicle	HR	\$64.00	\$ 65.86
B.087	Kappler Tape	ROLL	\$60.00	\$ 61.74
B.088	Laborer	HR	\$49.00	\$ 50.42
B.089	Leather Work Gloves	PAIR	\$20.00	\$ 20.58
B.090	Level A Suit – Kappler Responder or Equal	EACH	\$1,000.00	\$ 1,029.00
B.091	Level B Suite- Kappler Responder or Equal	EACJ	\$400.00	\$ 411.60
B.092	Low Hazard Personnel Decontamination	KIT	\$225.00	\$ 231.53
B.093	Mechanized Broom	HR	\$25.00	\$ 25.73
B.094	Nitrile Gloves	PAIR	\$19.50	\$ 20.07
B.095	Noeprne Gloves	PAIR	\$15.00	\$ 15.44
B.096	Office Trailer	HR	\$29.50	\$ 30.36
B.097	Oil Dry	BAG	\$35.00	\$ 36.02
B.098	Oil Dry Spreader	HR	\$85.00	\$ 87.47
B.099	Operator with Chainsaw	HR	\$54.00	\$ 55.57
B.100	Passenger Car	HR	\$15.00	\$ 15.44
B.101	Peat Moss	BAG	\$42.00	\$ 43.22
B.102	Personal Protective Equipment/Level A Employee	HR	\$725.00	\$ 746.03
B.103	Personal Protective Equipment/Level B Employee	HR	\$100.00	\$ 102.90
B.104	Personal Protective Equipment/Level C Employee	HR	\$60.00	\$ 61.74
B.105	Personnel Retrieval Harness	HR	\$10.00	\$ 10.29
B.106	Personnel Retrieval System	HR	\$20.00	\$ 20.58
B.107	Ph Paper	BOX	\$35.00	\$ 36.02
B.108	Photographic Equipment	HR	\$25.00	\$ 25.73
B.109	Photoionization Detector	HR	\$15.00	\$ 15.44
B.110	Pickup Truck	HR	\$15.00	\$ 15.44
B.111	Pickup Truck, 1 Ton	HR	\$18.00	\$ 18.52
B.112	Pickup Truck, 4X4	HR	\$18.00	\$ 18.52
B.113	Pickup Truck, Extended Cab	HR	\$15.00	\$ 15.44
B.114	Port a John	HR	\$4.50	\$ 4.63
B.115	Portable Eyewash Station	HR	\$3.50	\$ 3.60
B.116	Portable Light Stand	HR	\$10.00	\$ 10.29
B.117	Pressure Washer	HR	\$15.00	\$ 15.44
B.118	Project Coordinator	HR	\$65.00	\$ 66.89
B.119	Project Engineer	HR	\$115.00	\$ 118.34
B.120	Project Geologist	HR	\$125.00	\$ 128.63
B.121	Proshield	EACH	\$5.00	\$ 5.15
B.122	PVC Boots (Hazmat)	PAIR	\$35.00	\$ 36.02
B.123	PVC Gloves	PAIR	\$10.00	\$ 10.29
B.124	Rain Suit	EACH	\$35.00	\$ 36.02
B.125	Regulatory Manager	HR	\$85.00	\$ 87.47
B.126	Respirator Airline, 50' Section	EACH	\$150.00	\$ 154.35
B.127	Respirator Cartridges	EACH	\$25.00	\$ 25.73
B.128	Respirator Wipes	EACH	\$50.00	\$ 51.45
B.129	Safety Superintendent	HR	\$85.00	\$ 87.47

Line Item	Description	Unit	Original Contract Unit Price	Proposed 2.9% CPI
B.130	Saranex	EACH	\$225.00	\$ 231.53
B.131	SCBA Bottle Refill	EACH	\$60.00	\$ 61.74
B.132	Silvershield Gloves	PAIR	\$40.00	\$ 41.16
B.133	Skid Steer	HR	\$95.00	\$ 97.76
B.134	Small Compressor	HR	\$10.00	\$ 10.29
B.135	Soda Ash Bag	BAG	\$29.50	\$ 30.36
B.136	Spike Bar	EACH	\$5.00	\$ 5.15
B.137	Spill Classifier	EACH	\$10.00	\$ 10.29
B.138	Step Ladders	HR	\$5.00	\$ 5.15
B.139	Superintendent with Truck	HR	\$89.00	\$ 91.58
B.140	Survey Personnel with Vehicle	HR	\$85.00	\$ 87.47
B.141	Tool Kit (Hammers, Pliers, Screwdrivers, etc.)	HR	\$6.50	\$ 6.69
B.142	Toxic Gas Detector	HR	\$35.00	\$ 36.02
B.143	Track-hoe 490 or Equivalent	HR	\$145.00	\$ 149.21
B.144	Traffic Control Personnel	HR	\$49.00	\$ 50.42
B.145	Traffic Control Vest, Cones, Flags, Barrels, etc.	HR	\$50.00	\$ 51.45
B.146	Truck Driver	HR	\$55.00	\$ 56.60
B.147	Tyvek	EACH	\$10.00	\$ 10.29
B.148	Vacuum Truck, 3,500 Gallon	HR	\$350.00	\$ 360.15
B.149	Vermiculite	BAG	\$25.00	\$ 25.73
B.150	Water hose Section (Garden)	HR	\$2.50	\$ 2.57
B.151	Wheelbarrow	HR	\$2.00	\$ 2.06
B.152	Wire Welder	HR	\$45.00	\$ 46.31
B.153	Wrench Kit (Bung wrench, speed wrench, etc.)	HR	\$7.00	\$ 7.20



City of Edgewater, FL

Pricing - CPI 2.9%

Line Item	Description	Unit	Original Contract Unit Price	Proposed 2.9% CPI
A.000	Equipment Type With Operator (includes fuel and maintenance costs)	--		
A.001	15-24 Cubic Yard Dump Truck	DAY	\$800.00	\$ 823.20
A.002	17 Cubic Yard Clam Truck	DAY	\$1,250.00	\$ 1,286.25
A.003	20 Cubic Yard Clam Truck	DAY	\$1,350.00	\$ 1,389.15
A.004	25-34 Cubic Yard Dump Truck	DAY	\$950.00	\$ 977.55
A.005	30 Ton or Larger Crane	DAY	\$3,600.00	\$ 3,704.40
A.006	35-44 Cubic Yard Dump Truck	DAY	\$1,050.00	\$ 1,080.45
A.007	45-54 Cubic Yard Dump Truck	DAY	\$1,150.00	\$ 1,183.35
A.008	50' Bucket Truck	DAY	\$1,500.00	\$ 1,543.50
A.009	5-14 Cubic Yard Dump Truck	DAY	\$800.00	\$ 823.20
A.010	55-64 Cubic Yard Dump Truck	DAY	\$1,250.00	\$ 1,286.25
A.011	65-74 Cubic Yard Dump Truck	DAY	\$1,350.00	\$ 1,389.15
A.012	75+ Cubic Yard Dump Truck	DAY	\$1,450.00	\$ 1,492.05
A.013	Bobcat Loader	DAY	\$950.00	\$ 977.55
A.014	D-6 Dozers or Equivalent	DAY	\$1,450.00	\$ 1,492.05
A.015	Diamond Z or Equivalent Tub Grinder	DAY	\$5,500.00	\$ 5,659.50
A.016	Equipment Transports	DAY	\$1,250.00	\$ 1,286.25
A.017	John Deere 544 Loader or Equivalent	DAY	\$1,300.00	\$ 1,337.70
A.018	Motor Grader	DAY	\$1,250.00	\$ 1,286.25
A.019	Rubber Tire Backhoe	DAY	\$1,200.00	\$ 1,234.80
A.020	Service Trucks	DAY	\$900.00	\$ 926.10
A.021	Stump Grinder	DAY	\$450.00	\$ 463.05
A.022	Track-Hoes-John Deere 690 or Equivalent	DAY	\$1,750.00	\$ 1,800.75
A.023	Tractor with Box Blade	DAY	\$750.00	\$ 771.75
A.024	Water Truck (2,000 Gallon)	DAY	\$650.00	\$ 668.85
A.025	Wheel-Loader 644 or Equivalent	DAY	\$1,450.00	\$ 1,492.05
B.000	Personnel and/or Equipment Type --			
B.001	1" Diaphragm Pump	DAY	\$200.00	\$ 205.80
B.002	1" Suction or Discharge Hose	DAY	\$35.00	\$ 36.02
B.003	12 Ton Lowboy	DAY	\$1,350.00	\$ 1,389.15
B.004	12' Work Boat with Motor	DAY	\$650.00	\$ 668.85
B.005	12' Work Boat without Motor	DAY	\$500.00	\$ 514.50
B.006	185 CFM Compressor	DAY	\$450.00	\$ 463.05

Line Item	Description	Unit	Original Contract Unit Price	Proposed 2.9% CPI
B.007	2" Chemical Suction or Discharge Hose	DAY	\$65.00	\$ 66.89
B.008	2" Diaphragme Pump	DAY	\$275.00	\$ 282.98
B.009	2" Diaphragme Pump S.S.	DAY	\$350.00	\$ 360.15
B.010	2" Suction or Discharge Hose	DAY	\$50.00	\$ 51.45
B.011	20' Response Trailer	DAY	\$240.00	\$ 246.96
B.012	3" Chemical Suction or Discharge Hose	DAY	\$80.00	\$ 82.32
B.013	3" Diaphragm Pump	DAY	\$400.00	\$ 411.60
B.014	3" Suction or Discharge Hose	DAY	\$70.00	\$ 72.03
B.015	3"X12' Absorbent Boom – Universal	DAY	\$100.00	\$ 102.90
B.017	36' Response Trailer	DAY	\$450.00	\$ 463.05
B.019	4000-5000 Watt Generator	DAY	\$3,700.00	\$ 3,807.30
B.021	50 Ton Lowboy	DAY	\$1,500.00	\$ 1,543.50
B.031	Administrative Assistant	DAY	\$450.00	\$ 463.05
B.032	Air Blower	DAY	\$200.00	\$ 205.80
B.033	Air Filtration Panel	DAY	\$100.00	\$ 102.90
B.034	Air-hose Section	DAY	\$65.00	\$ 66.89
B.035	Airless Spray	DAY	\$100.00	\$ 102.90
B.036	Airline Respirator (includes 150' of Airline)	DAY	\$2,500.00	\$ 2,572.50
B.037	Asbestos Abatement Supervisor	DAY	\$1,050.00	\$ 1,080.45
B.038	Asbestos Abatement Worker	DAY	\$650.00	\$ 668.85
B.039	Asbestos Inspector	DAY	\$1,200.00	\$ 1,234.80
B.040	Backhoe	DAY	\$1,250.00	\$ 1,286.25
B.041	Backhoe Extend-a-hoe	DAY	\$1,450.00	\$ 1,492.05
B.042	Barrel Cart	DAY	\$50.00	\$ 51.45
B.044	Box Truck	DAY	\$220.00	\$ 226.38
B.045	Bulldozer D4or Equivalent	DAY	\$1,250.00	\$ 1,286.25
B.046	Cascade Air System Per Employee	DAY	\$950.00	\$ 977.55
B.048	Chemist	DAY	\$1,250.00	\$ 1,286.25
B.049	Circular Saw	DAY	\$20.00	\$ 20.58
B.050	Clerical	DAY	\$450.00	\$ 463.05
B.051	Climber with Gear	DAY	\$640.00	\$ 658.56
B.052	Combustible Gas Indicator	DAY	\$160.00	\$ 164.64
B.054	Cutting Torch	DAY	\$300.00	\$ 308.70
B.056	DOT Hazardous Waste Labels	DAY	\$25.00	\$ 25.73
B.057	Drill with Bits	DAY	\$25.00	\$ 25.73
B.059	Dump Truck	DAY	\$900.00	\$ 926.10
B.060	Electrical Cord Section (50')	DAY	\$20.00	\$ 20.58
B.061	Equipment Operator	DAY	\$650.00	\$ 668.85
B.062	Extension Ladders	DAY	\$60.00	\$ 61.74
B.064	Field Hazardous Material Manager	DAY	\$850.00	\$ 874.65

Line Item	Description	Unit	Original Contract Unit Price	Proposed 2.9% CPI
B.065	Field Hazardous Material Technician	DAY	\$690.00	\$ 710.01
B.066	Field Project Foreman	DAY	\$790.00	\$ 812.91
B.067	Field Project Supervisor	DAY	\$890.00	\$ 915.81
B.069	First Aid Station	DAY	\$125.00	\$ 128.63
B.070	Flatbed Trailer	DAY	\$200.00	\$ 205.80
B.071	Foreman with Truck	DAY	\$890.00	\$ 915.81
B.072	Grounding Cable and Rod	DAY	\$25.00	\$ 25.73
B.073	Hand Auger, Stainless Steel	DAY	\$125.00	\$ 128.63
B.074	Hand Operated Transfer Pump	DAY	\$125.00	\$ 128.63
B.075	Hand Tools Per Employee (Shovels, brooms, etc.)	DAY	\$120.00	\$ 123.48
B.076	Handheld Radios	DAY	\$100.00	\$ 102.90
B.077	Hazardous Material Containment Area Foreman	DAY	\$740.00	\$ 761.46
B.078	Hazardous Material Containment Area Manager	DAY	\$890.00	\$ 915.81
B.079	Hazardous Material Containment Area Supervisor	DAY	\$790.00	\$ 812.91
B.080	Hazardous Material Containment Area Technician	DAY	\$690.00	\$ 710.01
B.082	Health and Safety Specialist	DAY	\$890.00	\$ 915.81
B.083	Hearing Protection	DAY	\$20.00	\$ 20.58
B.084	HEPA Vac	DAY	\$175.00	\$ 180.08
B.086	Inspector with Vehicle	DAY	\$640.00	\$ 658.56
B.088	Laborer	DAY	\$490.00	\$ 504.21
B.093	Mechanized Broom	DAY	\$250.00	\$ 257.25
B.096	Office Trailer	DAY	\$290.00	\$ 298.41
B.098	Oil Dry Spreader	DAY	\$800.00	\$ 823.20
B.099	Operator with Chainsaw	DAY	\$540.00	\$ 555.66
B.100	Passenger Car	DAY	\$150.00	\$ 154.35
B.102	Personal Protective Equipment/Level A Employee	DAY	\$725.00	\$ 746.03
B.103	Personal Protective Equipment/Level B Employee	DAY	\$100.00	\$ 102.90
B.104	Personal Protective Equipment/Level C Employee	DAY	\$60.00	\$ 61.74
B.105	Personnel Retrieval Harness	DAY	\$100.00	\$ 102.90
B.106	Personnel Retrieval System	DAY	\$200.00	\$ 205.80
B.108	Photographic Equipment	DAY	\$100.00	\$ 102.90
B.109	Photoionization Detector	DAY	\$150.00	\$ 154.35
B.110	Pickup Truck	DAY	\$150.00	\$ 154.35
B.111	Pickup Truck, 1 Ton	DAY	\$180.00	\$ 185.22
B.112	Pickup Truck, 4X4	DAY	\$180.00	\$ 185.22
B.113	Pickup Truck, Extended Cab	DAY	\$15.00	\$ 15.44
B.114	Port a John	DAY	\$45.00	\$ 46.31

Line Item	Description	Unit	Original Contract Unit Price	Proposed 2.9% CPI
B.115	Portable Eyewash Station	DAY	\$35.00	\$ 36.02
B.116	Portable Light Stand	DAY	\$100.00	\$ 102.90
B.117	Pressure Washer	DAY	\$150.00	\$ 154.35
B.118	Project Coordinator	DAY	\$650.00	\$ 668.85
B.119	Project Engineer	DAY	\$1,150.00	\$ 1,183.35
B.120	Project Geologist	DAY	\$1,250.00	\$ 1,286.25
B.125	Regulatory Manager	DAY	\$850.00	\$ 874.65
B.129	Safety Superintendent	DAY	\$850.00	\$ 874.65
B.133	Skid Steer	DAY	\$950.00	\$ 977.55
B.134	Small Compressor	DAY	\$100.00	\$ 102.90
B.138	Step Ladders	DAY	\$50.00	\$ 51.45
B.139	Superintendent with Truck	DAY	\$890.00	\$ 915.81
B.140	Survey Personnel with Vehicle	DAY	\$850.00	\$ 874.65
	Tool Kit (Hammers, Pliers, Screwdrivers, etc.)			
B.141		DAY	\$40.00	\$ 41.16
B.142	Toxic Gas Detector	DAY	\$350.00	\$ 360.15
B.143	Track-hoe 490 or Equivalent	DAY	\$1,450.00	\$ 1,492.05
B.144	Traffic Control Personnel	DAY	\$490.00	\$ 504.21
	Traffic Control Vest, Cones, Flags, Barrels, etc.			
B.145		DAY	\$400.00	\$ 411.60
B.146	Truck Driver	DAY	\$550.00	\$ 565.95
B.148	Vacuum Truck, 3,500 Gallon	DAY	\$3,500.00	\$ 3,601.50
B.150	Water hose Section (Garden)	DAY	\$25.00	\$ 25.73
B.151	Wheelbarrow	DAY	\$20.00	\$ 20.58
B.152	Wire Welder	DAY	\$450.00	\$ 463.05
	Wrench Kit (Bung wrench, speed wrench, etc.)			
B.153		DAY	\$50.00	\$ 51.45



City of Edgewater, FL

Pricing - CPI 2.9%

Line Item	Description	Unit	Original Contract Unit Price	Proposed 2.9% CPI
2.	Eligible ROW Vegetative Debris Removal Work consists of the collection and transportation of Eligible vegetative debris on the ROW to a City approved DMS location or City Designated Final Disposal Site.	--		
2.1	0-15 Miles Veg from Right of Way (ROW) to Debris management Site (DMS) Vegetative collect and removal for a haul distance up to 15 miles	CY	\$8.20	\$ 8.44
2.2	16-30 Miles Veg from ROW to DMS Vegetative collect and removal for a haul distance between 16 and 30 miles	CY	\$8.50	\$ 8.75
2.3	31-60 Miles Veg from ROW to DMS Vegetative collect and removal for a haul distance between 31 and 60 miles	CY	\$8.50	\$ 8.75
2.4	60+ Miles Veg from ROW to DMS Vegetative collect and removal for a haul distance greater than 60 miles	CY	\$8.50	\$ 8.75
2.5	Single Price Veg from ROW to DMS Asingle price vegetative collect and removal for any haul distance	CY	\$8.50	\$ 8.75
3.	Eligible ROW C&D Collect and Haul Work consists of the collection and transportation of Eligible C&D debris on the ROW.	--		
3.1	0-15 Miles C&D from ROW to DMS C&D collect and removal for a haul distance up to 15 miles	CY	\$8.45	\$ 8.70
3.2	16-30 Miles C&D from ROW to DMS C&D collect and removal for a haul distance between 16 and 30 miles	CY	\$8.95	\$ 9.21
3.3	31-60 Miles C&D from ROW to DMS C&D collect and removal for a haul distance between 31 and 60 miles	CY	\$8.95	\$ 9.21
3.4	60+ Miles C&D from ROW to DMS C&D collect and removal for a haul distance greater than 60 miles	CY	\$8.95	\$ 9.21
3.5	Single Price C&D from ROW to DMS Asingle price C&D collect and removal for any haul distance	CY	\$8.95	\$ 9.21
4.	DMS Management and Reduction (Grinding/Incineration) Work consists of management and operation of DMS locations for the reduction of Eligible disaster related debris.	--		
4.1	Grinding Grinding/chipping vegetative debris	CY	\$2.15	\$ 2.21
4.2	Air Curtain Burning Air Curtain Burning vegetative debris	CY	\$2.25	\$ 2.32
4.3	Debris Management Site Management Preparation, management, and segregating at debris management site	CY	\$2.00	\$ 2.06
5.	Haul-out of Reduced Eligible Debris to a City Designated Final Disposal Site Work consists of loading and transporting reduced Eligible disaster related debris at a City approved DMS location to a City Designated Final Disposal Site.	--		
5.1	0-15 Miles Veg from ROW or DMS to Final Disposal Vegetative collect and removal for a haul distance up to 15 miles	CY	\$5.25	\$ 5.40
5.2	16-30 Miles Veg from ROW or DMS to Final Disposal Vegetative collect and removal for a haul distance between 16 and 30 miles	CY	\$6.25	\$ 6.43
5.3	31-60 Miles Veg from ROW or DMS to Final Disposal Vegetative collect and removal for a haul distance between 31 and 60 miles	CY	\$6.25	\$ 6.43
5.4	60+ Miles Veg from ROW or DMS to Final Disposal Vegetative collect and removal for a haul distance greater than 60 miles	CY	\$6.25	\$ 6.43
5.5	Single Price Veg from ROW or DMS to Final Disposal Asingle price vegetative collect and removal for any haul distance	CY	\$6.25	\$ 6.43

Line Item	Description	Unit	Original Contract Unit Price	Proposed 2.9% CPI
	6. Removal of Eligible Hazardous Leaning Trees and Eligible Hanging Limbs Work consists of removing Eligible hazardous leaning trees or hanging limbs and placing them on the safest possible location on the City ROW for collection under the terms and conditions of 6 scope of services item 2, Eligible ROW Vegetative Debris Removal (Collect & Haul).	--		
6.1	6 inch to 12.99 inch diameter Eligible Leaning Tree	EA Tree	\$65.00	\$ 66.89
6.2	13 inch to 24.99 inch diameter Eligible Leaning Tree	EA Tree	\$140.00	\$ 144.06
6.3	25 inch to 36.99 inch diameter Eligible Leaning Tree	EA Tree	\$225.00	\$ 231.53
6.4	37 inch to 48.99 inch diameter Eligible Leaning Tree	EA Tree	\$325.00	\$ 334.43
6.5	49 inch and larger diameter Eligible Leaning Tree	EA Tree	\$450.00	\$ 463.05
6.6	(Per tree) Removal of Eligible Hanging Limbs >2"	EA Tree	\$95.00	\$ 97.76
	7. Removal of Eligible Hazardous Stumps Work consists of removing Eligible hazardous stumps and transporting resulting debris on the ROW to a City approved DMS location or City Designated Final Disposal Site. Stumps will only be removed at direction of City after FEMA approval.	--		
7.1	24.1 inches to 36.99 inch diameter Eligible Stump	EA Stump	\$250.00	\$ 257.25
7.2	37 inch to 48.99 inch diameter Eligible Stump	EA Stump	\$400.00	\$ 411.60
7.3	49 inch and larger diameter Eligible Stump	EA Stump	\$650.00	\$ 668.85
7.4	Stump Fill Dirt Fill dirt for stump holes after removal	CY	\$30.00	\$ 30.87
	8. Eligible Household Hazardous Waste Removal, Transport and Disposal: LIQUID Work consists of the removal, transportation and proper disposal of Eligible Household Hazardous Waste (HHW) at a permitted Hazardous Waste TSDF	GALLON	\$25.00	\$ 25.73
	9. Eligible Household Hazardous Waste Removal, Transport and Disposal: SOLID Work consists of the removal, transportation and proper disposal of Eligible Household Hazardous Waste (HHW) at a permitted Hazardous Waste TSDF	LBS	\$9.00	\$ 9.26
	10. Eligible ROW White Goods Debris Removal (Collect & Haul) Work consists of the removal of Eligible white goods from the ROW to a designated City approved DMS location. The Contractor shall also be responsible for the transportation of Eligible white goods from the designated City approved DMS location to a City designated facility for recycling.	--		\$ -
10.1	Refrigerators and freezers requiring refrigerant recovery and decontamination	EA Unit	\$90.00	\$ 92.61
10.2	Washers, dryers, stoves, ovens, AC units, and hot water heaters	EA Unit	\$65.00	\$ 66.89
	11. Eligible E-Scrap Item Removal Work consists of the recovery and recycling of Eligible E-Scrap such as televisions, computers, computer monitors, and microwaves unless otherwise specified in writing by the City.	EA Unit	\$15.00	\$ 15.44
12	12. Eligible Dead Animal Carcasses Work consists of the recovery and disposal of dead animal carcasses.	LBS	\$7.50	\$ 7.72
	13. Boat Removal The Contractor shall collect, transport, stage, and dispose of abandoned boats in accordance with state and federal requirements	EA Unit	\$1,500.00	\$ 1,543.50
	14. Vehicle Removal The Contractor shall collect, transport, stage, and dispose of abandoned vehicles in accordance with state and federal requirements.	EA Unit	\$250.00	\$ 257.25
	15. Other Debris Removal Work Work consists of the...	--	\$0.00	\$ -
15.1	a. Marine Debris Removal - The Contractor shall clear waterways of eligible debris that is a direct result of a natural or manmade disaster	CY	\$58.00	\$ 59.68
15.2	b. Sand Screening - The Contractor shall screen all sand to remove eligible debris deposited as a result of a natural or manmade disaster	CY	\$16.00	\$ 16.46
15.3	c. Debris Removal from Storm Drains and Catch Basins- The Contractor shall remove eligible sand and debris from storm drains and catch basins that has been deposited as a result of a natural or manmade disaster.	CY	\$17.00	\$ 17.49

Line Item	Description	Unit	Original Contract Unit Price	Proposed 2.9% CPI
16	16. Eligible Demolition, Removal, Transport and Disposal of Non-RACM Structures Work consists of the decommissioning, demolition and disposal of Eligible Non-RACM Structures on public or private property and hauling the resulting debris to a City Designated Final Disposal Site.	CY	\$15.00	\$ 15.44
17	17. Eligible Demolition, Removal, Transport and Disposal of RACM Structures Work consists of the decommissioning, demolition and disposal of Eligible RACM Structures on public or private property and hauling the resulting debris to a City Designated Final Disposal Site.	CY	\$22.00	\$ 22.64